

# SSR1-HD Electrical Enclosure IP-SSR504025-HD-OR

**STEEL | SLOPING ROOF | SINGLE DOOR |  
HEAVY DUTY | IP66**

**500H x 400W x 250D**

IP Enclosures SSR1-HD range of steel sloping roof electrical enclosures are designed to house a variety of electrical switch and control equipment in extreme environments while preventing build up of dust, debris, and waste material on the enclosure and buttons.

**Protection:** IP66 IK10, NEMA 4

**Standard:** IEC62208, IEC/EN/AS60529, RoHS

**Material:**

- Body: 2.0mm Galvanised Steel Sheet
- Door: 2.0mm Galvanised Steel Sheet
- Device Mounting Plate: 1.5mm Galvanised Steel Sheet
- Gland Plate: 2.0mm Galvanised Steel Sheet
- Seal: Polyurethane. UL listed.

**Body:** The robust monoblock body with sloping roof is fabricated using 2.0mm galvanised steel sheet. Flat face sealing surfaces are provided to increase seal life. Pre-fitted blind nuts are incorporated to accommodate mounting. The roof consists of a 38° sloped roof design that protrudes past pushbuttons. Integral device plate mounts and M6 earth stud is provided.

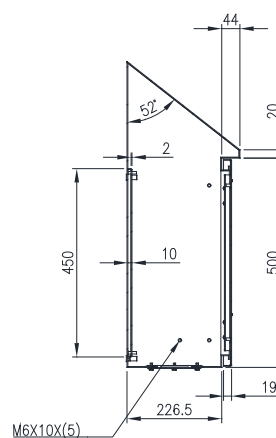
**Door:** The robust surface mounted door is fabricated using 2.0mm galvanised steel sheet and incorporates concealed removable hinges with captive pins. The door is designed for a 110° opening. Each door contains cable management rails, an M6 earth stud and a high quality machine-applied foamed in place (FIP) Polyurethane seal.

**Seal:** UL listed Polyurethane seal (FIP).  
Temperature resistance: -40°C to 80°C.

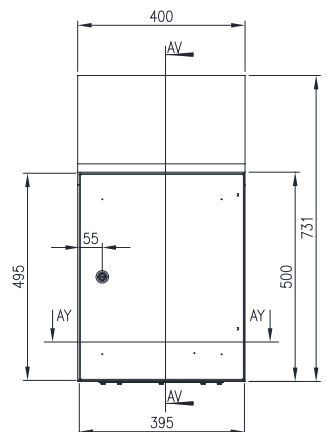
**Lock:** Chrome 5mm double bit insert quarter turn lock with key.

**Device Mounting Plate:** 1.5mm galvanised steel sheet.  
Powder-coated RAL9016 White.

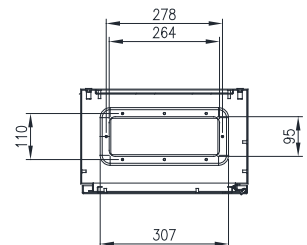
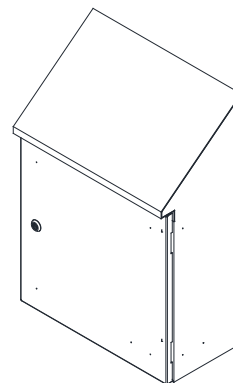
**Surface Treatment:** UL approved polyester powder-coated with a smooth gloss finish, 80-120 micron average thickness, providing excellent exterior durability and color retention.



SECTION AV-AV



FRONT VIEW



SECTION AY-AY